



established 1919



Chartered Surveyors
Residential Sales + Lettings
Commercial Sales + Lettings
Property Management
Surveys + Professional

40 Clarence Street,
Southend-On-Sea, SS1 1BD

t: 01702 433663

e: residential@sorrellproperty.co.uk

www.sorrellproperty.co.uk



**1 bedroom Apartment/Flat for sale, Britannia Road, Westcliff On Sea,
£150,000**

Full description

Well maintained first floor apartment being situated South of the London Road and close to Westcliff railway station. The property benefits from a large lounge/diner, double bedroom, kitchen with gas hob and upright electric oven and grill, and a bathroom/wc with electric shower over bath. There is full double glazing and gas central heating via radiators. Communal off street parking on a first come first serve basis, shared rear garden. No onward chain.

Call us on **01702 433663** to view this property or visit sorrellproperty.co.uk for more details



These particulars do not constitute an offer or contract, the purchaser should satisfy himself independently as to the accuracy of the measurements, description and statements contained herein. All negotiations are to be conducted via Sorrell

Features

- SOUTH OF THE LONDON ROAD
- CLOSE TO WESTCLIFF STATION
- SPACIOUS LOUNGE
- DOUBLE BEDROOM
- COMMUNAL PARKING AND GARDEN
- NO ONWARD CHAIN

Front door to communal entrance hall, stairs to first floor, personal door to:

Entrance Lobby

Laminate flooring, smooth plastered walls to coved ceiling, wall mounted security entryphone, door through to:

Lounge - 4.98 x 3.76 (16'4 x 12'4)

Carpeted, smooth plastered walls to coved ceiling, picture rail, ceiling rose, radiator, double glazed windows to front, door from lounge through to:

Kitchen - 4.05 x 2.18 (13'3 x 7'1)

Fitted with cupboard and draw base units and eye level wall cupboards, rolled top work surface, tiled splash backs, built in five ring gas hob with extractor over, built in upright oven and grill, sink unit with single bowl, single drainer and mixer tap, plumbing for washing machine, wall mounted boiler serving gas central heating and domestic hot water system, double glazed window to front, laminate flooring, smooth plastered walls, picture rail

Double bedroom - 4.07 x 3.00 (13'4 x 9'10)

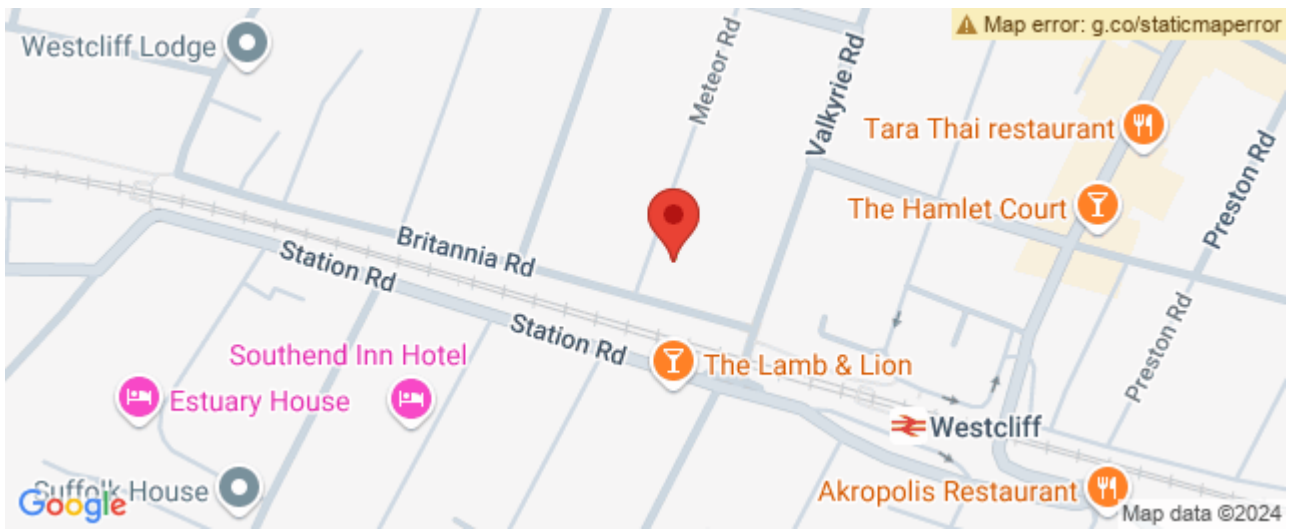
Carpeted, smooth plastered walls, radiator, double glazed window to rear

Bathroom/wc - 2.84 x 1.33 (9'3 x 4'4)

White suite consisting panelled bath with mixer tap and shower attachment, fitted electric shower, shower rail and glass shower screen, closed coupled push button flush wc, pedestal wash hand basin with mixer tap and mirror over, laminate flooring, tiled splash back, remainder of walls being smooth plastered, picture rail, opaque double glazed window to side, radiator

Externally

Communal rear garden. Communal off street parking on a first come first served basis.



Call us on **01702 433663** to view this property or visit sorrellproperty.co.uk for more details



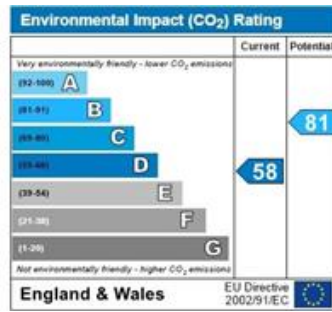
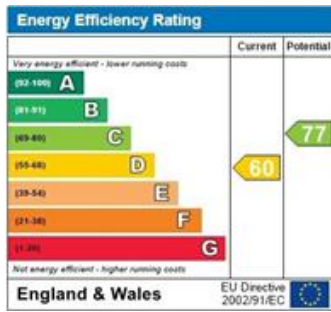
These particulars do not constitute an offer or contract, the purchaser should satisfy himself independently as to the accuracy of the measurements, description and statements contained herein. All negotiations are to be conducted via Sorrell



Call us on **01702 433663** to view this property or visit [sorrellproperty.co.uk](https://www.sorrellproperty.co.uk) for more details



These particulars do not constitute an offer or contract, the purchaser should satisfy himself independently as to the accuracy of the measurements, description and statements contained herein. All negotiations are to be conducted via Sorrell



Call us on **01702 433663** to view this property or visit [sorrellproperty.co.uk](https://www.sorrellproperty.co.uk) for more details



These particulars do not constitute an offer or contract, the purchaser should satisfy himself independently as to the accuracy of the measurements, description and statements contained herein. All negotiations are to be conducted via Sorrell